

Jan.
2024

Online Certification Portfolio How to Guide



ICBA
Education

Welcome to the Online Certification Portfolio system. This document will provide you with an overview of how to navigate the site, submit your Continuing Professional Education Credits (CPEs), and pay your annual maintenance fees. For further information please contact Certification@icba.org.

Table of Contents:

Accessing the Online Certification Portfolio system.....3

Maintaining Your Designations **Error! Bookmark not defined.**

 Welcome Message4

 CPE Credits4

 Editing or Deleting a Submission.....9

 Submission Comments from the ICBA Administrator9

Current Status Certificates 10

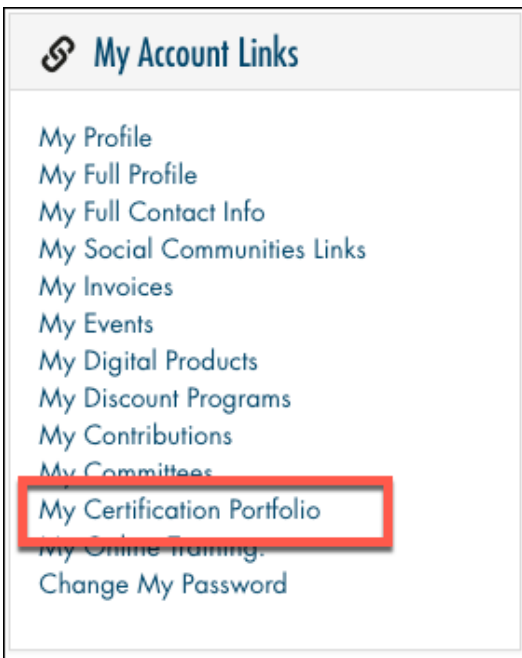
Submission History..... 11

Resources 12

Certification Definitions 13

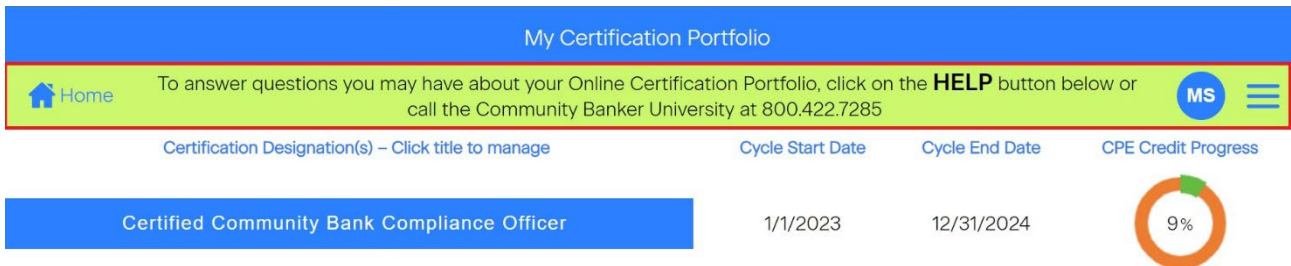
Accessing the Online Certification Portfolio system

- Navigate to ICBA.org, click on **Member Login** in the upper right and enter your username and password:
- If you have forgotten your password or need to request access to ICBA.org please click on the appropriate link below the login area.
- Once you are logged in, click on the **My Account** button
- The **My Account Links** box will open. In the My Account Links box select the **My Certification Portfolio** button.



Welcome Message

- The welcome message is used to communicate news, updates and general information regarding certifications. If applicable, this area will provide details on pending fees that are due for your designation(s). You can click the link to be taken to the online payment screen (if applicable):



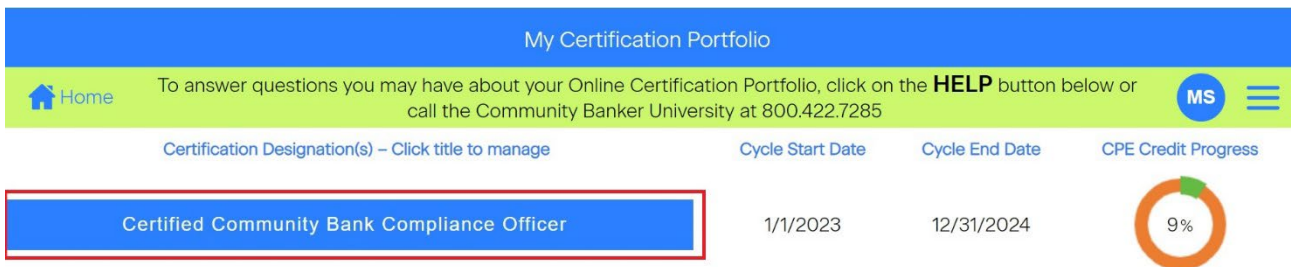
My Certification Portfolio

Home To answer questions you may have about your Online Certification Portfolio, click on the **HELP** button below or call the Community Banker University at 800.422.7285 MS

Certification Designation(s) – Click title to manage	Cycle Start Date	Cycle End Date	CPE Credit Progress
Certified Community Bank Compliance Officer	1/1/2023	12/31/2024	9%

CPE Credits

- To view the details of your CPE submissions for a specific designation or to report additional items for consideration click the Certification Title button to access the Certification Summary screen:



My Certification Portfolio

Home To answer questions you may have about your Online Certification Portfolio, click on the **HELP** button below or call the Community Banker University at 800.422.7285 MS

Certification Designation(s) – Click title to manage	Cycle Start Date	Cycle End Date	CPE Credit Progress
Certified Community Bank Compliance Officer	1/1/2023	12/31/2024	9%

- Please note that you can only report CPE credits for designations that are in good standing (i.e. have been kept current on both payment of fees as well as achieving the minimum number of CPE credits by the cycle end date)
- On the Certification Summary screen you will see specific numbers of CPE required, approved, pending and the number from live events.

Reminder: You must earn a minimum of half (50%) of the required CPE credits for this certification through attendance at a live, in-person, livestreamed event or live webinar where there is interaction between the attendees and/or the ability to interact with the speaker. This can be accomplished by attending one of ICBA's Institutes or seminars or through a live, in-person, livestreamed education training or live webinar program from another source provided the topic is relevant to your certification.

- Click the View button to see the specific CPE submissions:



The screenshot shows a user interface for a certification portfolio. At the top, there is a green navigation bar with a 'Home' icon and a user profile icon labeled 'MS'. Below the navigation bar, the text 'Certification Designation: Certified Community Bank Compliance Officer' is displayed. On the left side, there is a circular progress indicator showing 9% completion. Below the progress indicator are four blue buttons: 'View Certificate', 'Report CPE', 'Current Cycle Submissions', and 'Submission History'. On the right side, there is a table of statistics:

Status:	In good standing
Cycle Start Date:	1/1/2023
Cycle End Date:	12/31/2024
# CPE Required:	30.00
# CPE Approved:	0
# CPE Pending:	0
# CPE Live Events:	0
Comments:	0

A blue 'View' button is highlighted with a red box in the bottom right corner of the statistics table.

- If your certification is in good standing, you will be able to obtain a certificate:



The screenshot shows the same user interface as the previous one, but with the 'View Certificate' button highlighted with a red box. The statistics table is identical to the previous screenshot:

Status:	In good standing
Cycle Start Date:	1/1/2023
Cycle End Date:	12/31/2024
# CPE Required:	30.00
# CPE Approved:	0
# CPE Pending:	0
# CPE Live Events:	0
Comments:	0

A blue 'View' button is visible in the bottom right corner of the statistics table.

- Click the Report CPE button to add completed training:



Home MS

Certification Designation: Certified Community Bank Compliance Officer

9%

[View Certificate](#)

[Report CPE](#)

[Current Cycle Submissions](#)

[Submission History](#)

Status: In good standing

Cycle Start Date: 1/1/2023

Cycle End Date: 12/31/2024

CPE Required: 30.00

CPE Approved: 0

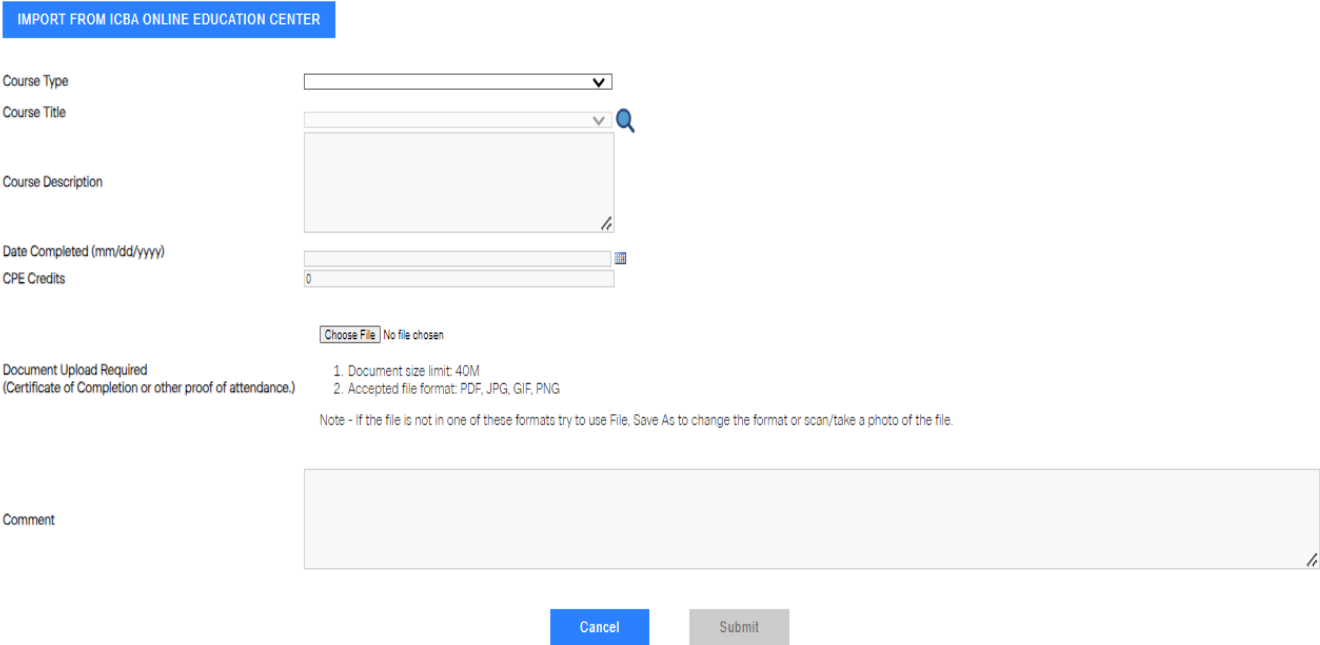
CPE Pending: 0

CPE Live Events: 0

Comments: 0

[View](#)

- This will bring up the Add CPE credit form:



IMPORT FROM ICBA ONLINE EDUCATION CENTER

Course Type

Course Title

Course Description

Date Completed (mm/dd/yyyy)

CPE Credits

[Choose File](#) | No file chosen

Document Upload Required (Certificate of Completion or other proof of attendance.)

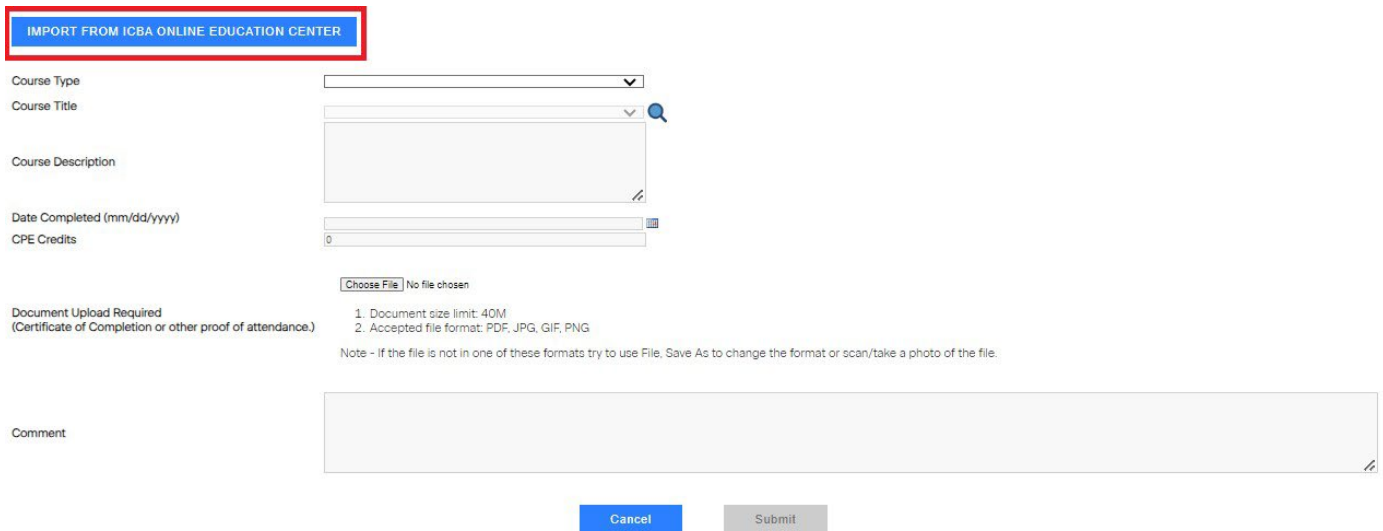
1. Document size limit: 40M
2. Accepted file format: PDF, JPG, GIF, PNG

Note - If the file is not in one of these formats try to use File, Save As to change the format or scan/take a photo of the file.

Comment

[Cancel](#) [Submit](#)

- For those who are employed by a bank that subscribes to ICBA's Online Training, you can import your online course completion data by clicking the "Import From ICBA Online Education Center" button. Using this feature will import the details of your course completion into the fields on this screen and you do not need to attach your certificate of completion.



IMPORT FROM ICBA ONLINE EDUCATION CENTER

Course Type

Course Title

Course Description

Date Completed (mm/dd/yyyy)

CPE Credits

No file chosen

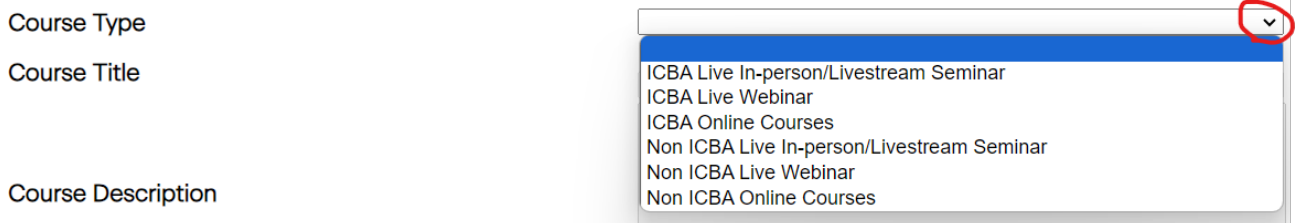
Document Upload Required
(Certificate of Completion or other proof of attendance.)

1. Document size limit: 40M
2. Accepted file format: PDF, JPG, GIF, PNG

Note - If the file is not in one of these formats try to use File, Save As to change the format or scan/take a photo of the file.

Comment

- For all other training, select the course type that you are submitting using the drop-down menu:



Course Type

Course Title


Course Description

ICBA Live In-person/Livestream Seminar
ICBA Live Webinar
ICBA Online Courses
Non ICBA Live In-person/Livestream Seminar
Non ICBA Live Webinar
Non ICBA Online Courses

- For Non-ICBA training you will be required to provide the following course details in the corresponding text fields:
 - Course Provider
 - Title
 - Description
 - Date of completion
 - Number of CPE credits based on the formula of 1 CPE credit per 50 minutes of training

- Comment (optional)
- For all ICBA related courses you will use the Course title drop down to select the relevant training. The description and CPE credit fields will automatically be populated for you so the only fields that you need to complete are the date of completion and comment.
- In order to validate the CPE submission, you are required to provide supporting documentation. Supporting documentation is required for all CPE.
 - Examples of qualified documentation include certificate of completion/attendance or a copy of a sign in sheet from the event validating your attendance. (**NOT eligible** as documentation are receipts, confirmations, agendas or event materials)
 - *ICBA Education is strictly enforcing the documentation requirement.*
- In the Document Upload area, click the Choose File button to upload the document. If you don't have an electronic copy, please scan or take a photo of the file in order to upload it.
- Once you have completed the form click **Submit**. The CPE submission will then appear in the pending section of the CPE Submission screen


Editing or Deleting a Submission

While a submission is still in the “pending” stage it can be edited or deleted. In order to edit the submission click the  icon on the corresponding row and make the desired changes on the CPE Credit Form. To delete the row click on the **X** of the appropriate submission.


PENDING							
Course Type	Course Title	Course Description	Document Completion	CPE Credits	Documentation (upload a certificate or receipt)	Comments(s)	Edit
ICBA Live In-person/Virtual Seminar	Seminar: Annual Current Issues/Certification Virtual Conference (SEAC22023) - 09/28/2023	ICBA Live In-person/Virtual Seminar	9/27/2023	4.00	Upload		 

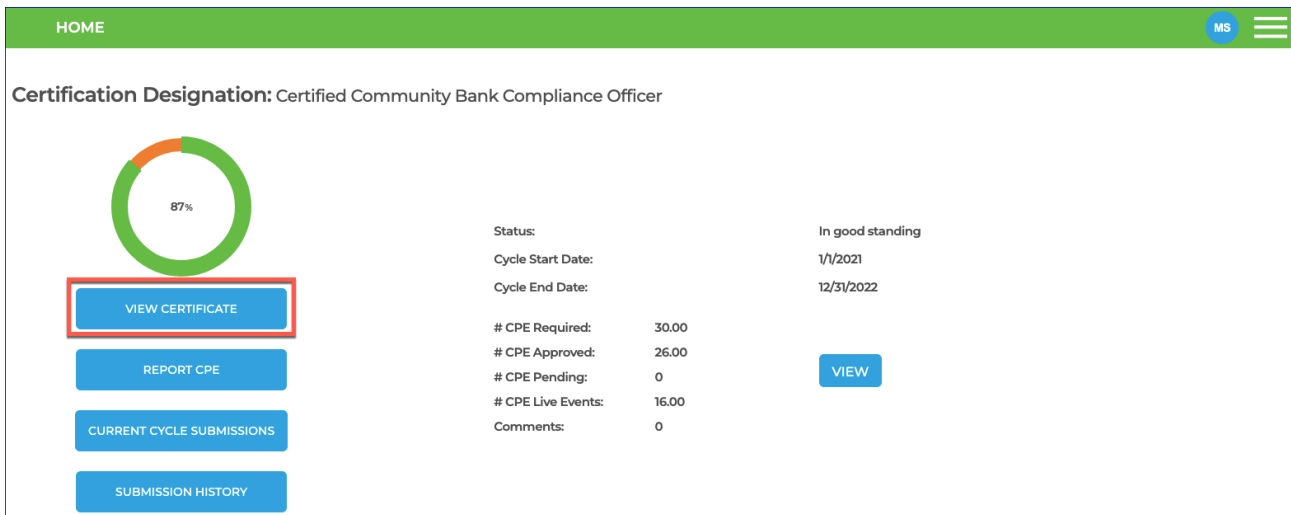
Submission Comments from the ICBA Administrator

- The ICBA Administrator will review the CPE submissions and during that time they may choose to add a comment regarding your submission. If you see the [\[Read\]](#) link under the Comment column it means there is a comment for you to see. If the link is not present that means the Administrator did not add a comment.

PENDING							
Course Type	Course Title	Course Description	Document Completion	CPE Credits	Documentation (upload a certificate or receipt)	Comments(s)	Edit
ICBA Live In-person/Virtual Seminar	Seminar: Annual Current Issues/Certification Virtual Conference (SEAC22023) - 09/28/2023	ICBA Live In-person/Virtual Seminar	9/27/2023	4.00	Upload	[Read]	

Current Status Certificates

- Community Banker University does not send current status certificates. You are able to download or print them from within the certification portfolio.
- For all current certification designations, you can obtain the certificate by clicking the  button on the Certification Summary screen:



The screenshot shows a user interface for a certification portfolio. At the top, there is a green navigation bar with 'HOME' and a user profile icon labeled 'MS'. Below this, the page title is 'Certification Designation: Certified Community Bank Compliance Officer'. On the left, there is a circular progress indicator showing 87% completion. Below the progress indicator are four buttons: 'VIEW CERTIFICATE' (highlighted with a red box), 'REPORT CPE', 'CURRENT CYCLE SUBMISSIONS', and 'SUBMISSION HISTORY'. On the right, there is a table of certification details:

Status:	In good standing
Cycle Start Date:	1/1/2021
Cycle End Date:	12/31/2022
# CPE Required:	30.00
# CPE Approved:	26.00
# CPE Pending:	0
# CPE Live Events:	16.00
Comments:	0

A 'VIEW' button is located to the right of the CPE statistics.

- This will bring up the certificate in a PDF format. If you want to convert the certificate to another format use the option buttons at the top of the page:



Submission History

To obtain a report of all the CPE submissions made for the **current cycle**, click the Current Cycle Submissions button on the Certification Summary screen:



The screenshot shows the Certification Summary screen for a Certified Community Bank Compliance Officer. At the top, there is a green navigation bar with a 'Home' icon and an 'MS' menu icon. Below the navigation bar, the text 'Certification Designation: Certified Community Bank Compliance Officer' is displayed. On the left side, there is a circular progress indicator showing 9% completion. Below the progress indicator are four blue buttons: 'View Certificate', 'Report CPE', 'Current Cycle Submissions' (highlighted with a red border), and 'Submission History'. On the right side, there is a 'View' button. The central area contains the following information:

Status:	In good standing
Cycle Start Date:	1/1/2023
Cycle End Date:	12/31/2024
# CPE Required:	30.00
# CPE Approved:	0
# CPE Pending:	0
# CPE Live Events:	0
Comments:	0

To obtain a report of all the CPE submissions ever made over all cycles for this designation, click the Submission History button on the Certification Summary screen:

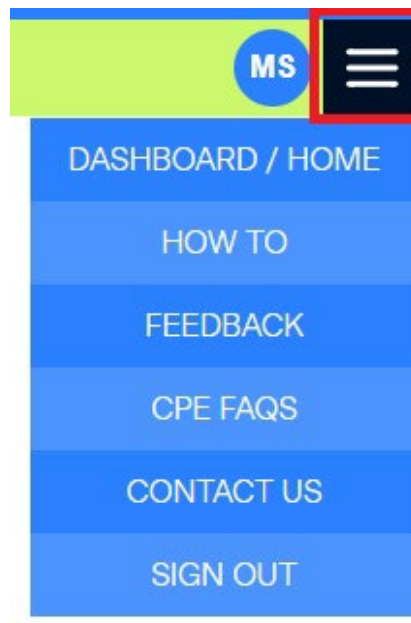


The screenshot shows the Certification Summary screen for a Certified Community Bank Compliance Officer. At the top, there is a green navigation bar with a 'Home' icon and an 'MS' menu icon. Below the navigation bar, the text 'Certification Designation: Certified Community Bank Compliance Officer' is displayed. On the left side, there is a circular progress indicator showing 9% completion. Below the progress indicator are four blue buttons: 'View Certificate', 'Report CPE', 'Current Cycle Submissions', and 'Submission History' (highlighted with a red border). On the right side, there is a 'View' button. The central area contains the following information:

Status:	In good standing
Cycle Start Date:	1/1/2023
Cycle End Date:	12/31/2024
# CPE Required:	30.00
# CPE Approved:	0
# CPE Pending:	0
# CPE Live Events:	0
Comments:	0

Resources

- In order to help you we have included some reference and optional navigation within the menu button located in the upper right corner of the screen:



- How To – this link will provide you with a step-by-step guide on how to use the service
- Feedback – Opens a survey so you can provide ICBA with your feedback on the service
- CPE FAQs – provides details on the terms and conditions of ICBA certifications
- Contact Us – provides phone and email contact information if you require additional support or if you have question

Certification Definitions

Current Status Certificate – A certificate that the certified person can print at the end of each maintenance cycle provided they have met the certification requirements. The certificate provides proof of continued certification in their program.

Certification – The term Certification applies to individuals and is granted by an association or other non-government organization to individuals who meet predetermined qualifications established by the association the organization. A certification program uses a board of professionals to review instructional materials and applies a testing instrument to measure each individual's level of competence after completing each course.

Continuing Professional Education (CPE) - credit earned through course work. Qualified training is equal to 1 CPE credit per every 50 minutes of instruction.

File Maintenance Fee – The annual fee billed by ICBA for maintaining your certification records.

Live Training – In person, on-site, instructor led classroom training, virtual live-streamed training or live webinars.

Maintenance Cycle – The two-year time period that you are assigned after you initial certification in which you must meet certain criteria to remain certified. This Maintenance Cycle begins on January 1 of the year following initial certification. The duration of the Maintenance Cycle is two calendar years. You will be moved into a new Maintenance Cycle at the end of your current cycle provided that you have met the certification maintenance requirements. This process is on-going, every two years for as long as you want to maintain your certification.

Other Training - Computer Based Training, Internet/Online Courses or Self Study courses.

Supporting Documentation - Qualified supporting documentation for CPE include certificate of completion/attendance or a copy of a sign in sheet from the event validating your attendance. (**NOT eligible** as documentation are receipts, confirmations, agendas or event materials)